

Fat Quarter News



Hi Friends & Fabric Lovers

SPRING!! What does spring mean? We say that some people have a “spring in their step”, others might “spring into action”. “Spring water” is supposed to be really special, we say that new ideas “spring up”, the season between winter and summer is called “spring”. We celebrate Easter in the spring. Our clocks must “spring ahead one hour” causing us to lose time.

Spring conjures up images of new life. Lambs, birds, bunnies, butterflies and all sorts of other creatures are being born or emerging as a new life in the spring. Trees burst forth with new leaves, flowers bloom with all kinds of colors. We often say “hope springs eternal”.

I am hoping that your winter projects are nearing completion and that you are “springing forth” with new ideas for new projects in all sorts of designs and colors. I have been noticing all the wonderful projects that you have all brought to share at Show and Tell, there have been so many and I am counting on there being many more.

Hopefully, you will be “springing” many new projects on us between now and quilt show time. It is obvious from the items we have seen thus far that we will have a wonderful quilt show again this year. We are calling it a “Bouquet of Quilts” because we know that quilts, like flowers, come in all colors, designs, sizes and descriptions. Be sure to get

yours signed up to be a part of the wonderful show that people have come to expect from our guild. Registration forms are available. Take a picture of your project, complete or not and get it registered so you won’t miss getting it in the show. Wouldn’t it be wonderful if we could have 100% member participation in our show? Wonder what kind of records we could break by doing that! Keep those machines and needles busy.

Until next time may your FLOWER BASKET contain TULIPS, at least one PEONY, an OHIO ROSE, a SUNFLOWER, a WHIG ROSE, a sprig of DOGWOOD and some MAPLE LEAVES.

*Sincerely yours,
Jeanne B*



April 2006



Sun

Mon

Tue

Wed

Thu

Fri

Sat

Don't forget National Quilting Month Open House—Sat, March 25 9-4—ALC							1
2	3	4 Lincoln County Sewers 10:00 Community Center Lincoln City	5 Knotty Ladies 11:30-3:00 Log Museum Newport	6 Quilters with a View 10:00 EVERY Thursday Lincoln City 50/50 Club	7 Bayshore Quilters 10-4 Bayshore in Waldport	8 Quilter's Closet Sale 9-2 Gleneden Beach	
9	10	11 Lincoln County Sewers 10:00 Community Center Lincoln City	12 Knotty Ladies 11:30-3:00 Log Museum Newport	13 Guild Meeting ALC Newport 11:30 am Table walk 12:00 n General mtg	14 Bayshore Quilters 10-4 Bayshore in Waldport	15 Strip Down Curves Workshop 10-4 ALC	
16	17	18 Lincoln County Sewers 10:00 Community Center Lincoln City	19 Knotty Ladies 11:30-3:00 Senior Center Newport	20 Board Meeting 11:00 Rec Center Newport ALL members welcome	21 Bayshore Quilters 10-4 Bayshore in Waldport	22 Date Change Healthy Quilters 9-4 PUD Newport DOCUMENTATION Lincoln City	
23 Newsletter Deadline	24 30	25 Lincoln County Sewers 10:00 Community Center Lincoln City	26 Knotty Ladies 11:30-3:00 Senior Center Newport	27 Quilt Show Meeting 2:00 Carriage House Newport ALL members welcome	28 Bayshore Quilters 10-4 Bayshore in Waldport	29	

Minutes of General Membership Meeting – March 9

MEMBERSHIP MEETING
MINUTES MARCH 9, 2006
ATTENDANCE
59 Members and 3 Guests

President Jeann'e Butler called the meeting to order and thanked the members for coming out on such a stormy night.

Jan Hoffman, Programs, who reminded members that April meeting will include a luncheon, started the meeting.

Following were quick tips by members including Brenda Dooney, Shirley Gilmore, Fran Whited, Rose Shaw, Jen Reinhart, Paulette Stenberg, Berta Bechtell and Lisa Taylor.

Senitila McKinley, District Advocate for Homeless Kids and School Dropouts, was the guest speaker.

Brenda Dooney shared a project with members and invited participants for pattern testers for Ginnie Kelly's pattern.

Berta Beachell thanked the March hostesses.

Following the social break, all with 15 participants enjoyed Show and Tell. Block of the Month, Quilter's Surprise and Pam's Special Raffle was conducted next with several lucky winners.

The business meeting opened with the minutes of the last meeting being approved. The treasurer's report was read by the President; with total income since December 1, 2005 of \$7,091.53 & the present bank balance reflected \$8,145.86.

Carol Culton discussed the by-law changes included in the 2006 Directory. A motion passed and they were approved.

Jen Reinhart discussed national Quilter's Day and everyone invited to the church 3/25/06 between 9 and 4.

Ann Hendrickson of the Membership Committee was the first of the Committee reports stating the previously mentioned numbers as

well as the letter from Fons & Porter.

Following included Charm Squares, Documentation, Raffle Tickets Sales, Row Robin, Community Quilts, Quilt Show which advised members that the entry forms for the 2006 show are now available on the web; encouraging all participants to adhere to the 4" sleeve requirement.

Fran Whited told all members that she has forms for the Boutique at the Quilt Show.

Paulette Sternberg and Karen Oetjen displayed the 2006 Raffle Quilt and conducted a drawing for all of the participants who helped complete it.

Jean Amundson mentioning that there are none planned for March, however there are openings for the Stripped Down Curves for April discussed upcoming Workshops. It is scheduled for 4/15/06 and the cost is \$22. Crazy Quilting is the topic for May and Stained Glass scheduled for 6/9/06.

Carol Culton invited any interested people for her slides of her China trip to the Yachats Commons on 4/7/06.

The meeting was adjourned.

*Respectfully submitted,
Jean Maupin, Secretary*

Hostess Notes

THANK YOU!

In March

Deb Smith
Shirley Gilmore
Jean Maupin

For the April Potluck

Fran Whited
Shirley Scott
Mary Gilliland
Ann Davis

Berta Beachell

Treasurer's Report

	12-1-3-15	Budget
Income		
Advertising	370.00	550.00
2006 Raffle Tickets	0.00	2,650.00
Documentation	50.00	450.00
Donations	2,500.00	2,500.00
Field Trips	0.00	650.00
Membership	2,006.75	1,980.00
Quilt Show	975.00	5,900.00
Quilter's Surprise	226.00	440.00
Workshops	1,100.00	3,450.00
Miscellaneous	154.78	695.00
Total Income	7,382.53	19,265.00
Operating Expenses		
Donations	0.00	700.00
Filing Fees	0.00	50.00
Friendship	0.00	50.00
Insurance	0.00	305.00
Officers Supplies	0.00	125.00
Organizational Exp	0.00	50.00
PO Box Rent	0.00	40.00
Rent-Meetings	0.00	600.00
Rent-Storage	0.00	900.00
Round Robin	50.51	150.00
Treasurer's Expenses	0.00	100.00
Misc. Unbudgeted	0.00	100.00
Total Operating Exp	50.51	3,170.00
Committee Expenses		
Block of the Month	104.85	450.00
Bylaws-Procedures	1.05	30.00
Challenge	17.92	110.00
Community Service	334.96	2,500.00
Documentation	14.78	250.00
Field Trips	0.00	700.00
Quilters Surprise	189.75	440.00
Historian	0.00	100.00
Hospitality	25.55	150.00
Library	62.28	250.00
Membership	300.59	300.00
Newsletter	591.36	1,500.00
Program	155.18	1,500.00
Publicity	0.00	25.00
2006 Raffle Quilt	250.98	275.00
2007 Raffle Quilt	0.00	400.00
Quilt Show 2006	133.99	3,315.00
Workshops	891.40	3,800.00
Total Committee Expenses	3,074.64	16,095.00
Total Expense	3,125.15	19,265.00
Net Income	4,257.38	0.00

Bank Balance	\$ 8,315.50
Com Service Balance	\$ 2,485.22

Minutes of Executive Board Meeting – March 16

President Jeann'e Butler called the meeting to order with 23 members present. Minutes of the February 16, 2006 executive board meeting were approved as written in the Newsletter.

Debra Hanson gave the Treasurer's Report.

A comment was made regarding the Community Service Fund and the treasurer will check the numbers and adjust correctly. A brief discussion followed regarding the payment of rent to the church.

Committee reports followed beginning with Block of the Month. An example was shown and it was announced that next month's block would be attic windows.

The by-laws committee was not represented; the president commented that the issues regarding the changes have been resolved.

Shirley Gilmore reported for the challenge committee with progress proceeding on track.

Liz Ritchie reported for charm squares with the number 18 at present; lavender is the chosen color for next month.

Judy Cooper reported there have been six community quilts turned in and discussion followed regarding the storage of Community Quilts equipment being moved to the upstairs room of Quilter's Cove. Members regarding the purchase of a cabinet, which could be locked, made comments, the requirement of the facility; a motion was made and passed regarding the purchase of a cabinet from the miscellaneous fund.

Twy Hoch discussed documentation and mentioned the next scheduled one to be in Lincoln City April 22, 2006.

Nan Scott reported there have been 165 raffle tickets sold.

Jen Reinhardt discussed the upcoming observance of National Quilting Day by the Healthy Quilter's Committee. The date is Saturday, March 25, 2006 starting at 9:00 a.m. Jen requested assistance in setting up at 7:30 a.m. and cookie donations from members.

An announcement was made that the guild now has a Historian, Joan Thurston, who was welcomed by the members.

Pam Werth stated some new books have been donated to the library.

Ann and Phoebe reported the membership committee would be represented at the Saturday National Quilting Day reception.

Positive comments were made regarding Nan Scott's hard work on the newsletter. She answered questions regarding advertising charges and a brief discussion followed.

The Programs committee was represented by Jan, who mentioned the April luncheon including a trunk show by Ginnie Kelly along with a special surprise.

Jean Bishop discussed publicity and specifically articles for the quilt show.

The Quilt Show Committee reported they are on track with some minor obstacles, which they are dealing with.

Jane Szabo reported the revenue of \$50 from the last general meeting and thanked Gretchen for her assistance.

The 2007 raffle quilt, which is houses, was discussed briefly. More houses are needed and all members are requested to make them.

Karen Oetjen discussed the Row Robin with the report that the process is going very well.

Pam reported that \$37 was made from the special raffle.

The committee reports ended with Linda MacKown reporting on the upcoming workshops.

New Business began with Karen discussing that she and Paulette would be checking into dispensing Desiree's quilting supplies. A Motion was made and passed to give Karen and Paulette the authority to make a decision as to whether the guild would be involved in the dispersal of the supplies.

Rose Shaw reported that she had stopped at Joy of Quilting in Flor-


Heartfelt Words

Dear Wonderful Ladies of the Guild:

I am at a loss of words to explain or even comprehend the death of my son, Pete. While Pete was alive, I had hope that we see each other again. And now hope and Pete are gone.

Thank you for your cards. Thank you for thoughts, concerns, and prayers. And thank you so much for your hearts – your hearts!

Charlotte



In Memoriam

We express our sincere sympathy to the family and friends of former guild members, Desiree Palanik of Lincoln City and Shirley Hill of Waldport.

Though neither were members at the time of death, they had both been active in the Guild in previous years.

HAPPY BIRTHDAY

April

Marylynn Kleemann.....	02
Alyce Thomson.....	02
Charlotte Banton.....	04
Jane Wise.....	05
Jean Bishop.....	10
Nan Scott.....	10
Helen Barney.....	11
Debra Hanson.....	12
Phyllis Wanamaker.....	13
Candy Smith.....	13
Sally Noack.....	14
Leslie Gordon.....	16
Lisa Taylor.....	22
Judith Guettler.....	24
Darcy DelaRosa.....	27
Pam Werth.....	28

ence and received a very positive compliment regarding the newsletter.

Nan Scott passed out copies of the initial results of the survey. A discussion followed.

Twy Hoch reported the date scheduled for the guild at the State Fair this year is August 31, 2006 between 11:00 a.m. and 3:30 p.m.

The Meeting was adjourned.


Jean Maupin, Secretary

Workshop Schedule and Information

STRIPPED DOWN CURVES

Saturday, April 15, 10-4 at ALC. Instructor: Jean Amundson. \$22-

member must purchase pattern "Pagodas" by Maple Island Quilts (patterns available at Quilters Cove and



Seams Sew Right). If you already have the book "Cutting Curves from Straight Pieces" then you are set. The pattern or the book is required. A four or nine block wall hanging with curves going around the center of each block - how did you do that? With no templates, no clipping, practically no pinning! Cut the strips and go down the curved path! It's easy - and addictive. SKILL LEVEL: Intermediate.

CRAZY QUILTING

Friday & Saturday, May 5-6, 10-4 at ALC. Instructors: Jean Bishop & Cheryl Mottner. \$42. Go "Crazy" with us! Women have been crazy quilting since the 1800's. Made of velvet, silk, and wool scraps, their finished quilts stood as a sign of accomplishment that was in contrast to routine chores that had to be continually redone. In this two-day workshop, you will make and then embellish a machine or hand-pieced 16" square



block which you can use for a pillow top or wall hanging. There will be silk ties, velvet, corduroy, silk, and other fabric scraps to choose from or you can supplement or use entirely your own fabric.

STAINED GLASS QUILTS

Friday, June 9, 10-4 at ALC. Instructor: Patti Hyder. \$36 plus \$3 to instructor for the Iris Jewel and practice flower patterns. Learn a quick and easy way to create a stained glass design using a machine stitched reverse appliqué technique. A one-piece overlay to create the "lead" of the stained glass look allows you to audition and arrange fabrics for maximum visual effect in light and color. It also eliminates bulk at corners and points and allows for varying widths in the design line. SKILL LEVEL: All



March, July & August
NO WORKSHOPS SCHEDULED

Workshop Committee 2007

If you are interested in working on the Workshop Committee in 2007 please contact Jennifer Reinhart at 265-9498 or reinhart9498@msn.com. It's fun and you get to decide what workshops are taught at our guild!

Workshop Ideas for 2007 are now being accepted. If you are a guild member who would like to teach or you would like to nominate a guild member to teach a workshop please contact Jennifer Reinhart

Jennifer Reinhart

Row Robin Exchange

This month is an exchange month. Please bring your bag to the meeting or make arrangements with a friend. And as always, there will be candy, possibly chocolate....



Karen and Paulette

February Thornbush Workshop Yields Preliminary Results



Guild members who braved the February Thornbush workshop taught by Jan Bressler and Lou Shafer have been making steady progress on this beautiful but complicated paper-pieced design.

Most participants agree that one of the most 'thorny' challenges was color selection of the batiks forming the background.

Pictured above from left to right are samples from Nan Scott, Rosalie

Raudsep, Jan Hoffman, Jennifer Reinhart, Rose Shaw, and Brenda Dooney. Not pictured are Donna Iiams, Linda MacKown, and Marie Hinze. Rumor has it the Marie's is already loaded on the longarm!

Program Notes

April

On April 13th we will have a Potluck Luncheon and a Trunk Show given by Ginnie Kelly. Ginnie will share some of her award winning hand quilted items plus some machine quilted things too. Then we will have a surprise!

May

Silent Auction to sell your unwanted sewing items and you get the money! Forms will be in the newsletter in late April.

June

Patty Hyder will give a trunk show before her Stained Glass workshop the following day.

July

Finally Finished UFO's will be our program for July.

August

Six members will share what they learned at classes outside our area. Then the Quilt Show Awards will be given to the winners.

Rosalie and Jan

Don't forget to bring a potluck dish and your own table service...



Healthy Quilters

Healthy Quilters usually meets on the third Saturday of each month at the PUD in Newport. It is an opportunity to share a good time with other quilters and to practice and learn new skills. A big thanks goes to Cheryl Mottner, Rose Shaw, Shirley Gilmore, and Jean Amundson for helping teach needle turning appliqué.

In April, Healthy Quilters will meet on the 4th Saturday (April 22nd) because of the Guild workshop on the 15th. All are welcome to join the fun from 9-4 at the PUD.

Jennifer Reinhart

Quilter's Surprise

April and December will be double months with 2 surprises and 2 notions since we are having potlucks to double our fun. The first April Nifty Notion is Synthrapol, recommended by Jan and Lou in February. It removes the excess dye from fabric. Denise uses it with hand dyed fabric. Just add some to hot water so you don't have to worry about the fabric's bleeding later. Be sure to rinse well.

The second notion is a Purple Thang. This handy gadget is inexpensive and useful. It pushes, pokes, pulls, turns and stuffs.

So buy double the tickets for a chance for 4 great Quilter's essentials.

Jane Szabo



Karen Oetjen was the winner of the March Quilter's Surprise.

The Ugly Challenge 2006

REMEMBER!!!! Cut a 3" square of your ugly fat quarter to attach to the lower left corner of your finished quilt. (Before you do any dyeing or embellishing.)

Your quilt cannot measure more than 25" on any one side. You must use a recognizable amount of the ugly fat quarter on the front of your quilt. Don't forget a hanging sleeve.

You can dye the fabric, embellish it or manipulate it. There are no color restrictions or design restrictions.

Do Not Forget that you must use one pumpkin somewhere on the front of your quilt. It can be a traditional orange pumpkin or a white pumpkin and jack-o-lantern's are also okay.

Pin a card with the name of your quilt on the front lower right corner of your quilt. Put your name on the back of the quilt so we will know who made the quilt, otherwise it will not be shown.



From Lincoln City and Organizers of Antique Week

Thank you to Quilters with a View in Lincoln City for their help in setting up and taking down for Antique Week in Lincoln City. Thank you to Twy Hoch for allowing the display of her pre civil war quilt and to Frances Gilbert for adding several of her wonderful quilts to the display. Thank you to the Guild for the loan of the display equipment. The program committee for Antique Week was impressed with the turnout and looks forward to doing it again next year.

Helen Trend

Bring your completed quilt to the June 2006 meeting in the beautiful brown paper bag. We will vote on them at the June and July 2006 meetings.

*Shirley Gilmore and Donna Iiams
Co-challenged chairpersons*

Grab and Bag Those Unneeded Items

What do you have in your sewing room, kitchen drawers and desk that you never use and don't need? Notions, pencils, patterns, measuring spoons, cards of buttons, measuring tapes, little books, fat quarters, knick knacks. We need many items to fill all the grab bags for the quilt show. Bring your unneeded and unwanted small give-aways to Jennifer at the next guild meeting.

Suzanne Dandoy

Members were Sewing up a Storm for March's Show and Share



1

There were tote bags and vests, embellished masterpieces, and placemats—even a block of the month ‘might-have-been’ from Paulette. In keeping with the windy weather, members have been sewing up a storm. If the productivity keeps at this pace, we should have a fantastic show in August.



2



3



- Shirley Gilmore..... 1
- Jennifer Reinhart..... 2
- Dolores Thomas 3
- Donna Harris..... 4
- Jean Maupin..... 5
- Pat Loose 6
- Gretchen Jolie 7



4



5



6



7



8



11



9



10



Paulette Stenberg 8
 Mary Gilliland 9
 Kris Murphy10
 Pam Werth.....11
 Marylynn Kleemann12



**Keep those creative juices going and share your creations with the rest of us!
 It's inspiring!**



12

Quilt Show Corner


The 16th Annual Quilt Show is coming together nicely and we are all on track! Thank you to all the committee members for their hard work!

Entry Forms, Guidelines, Insurance Waiver, and Boutique Forms are available at every general meeting and on the guild website at <http://www.oregoncoastalquilters.org>

REMINDER: If you are in the I-SPY Group or the 2005 Round Robin Group you need to write which group you are in on the top of your entry form. This will help with our hanging detail and with creating our program.


Quilt Show Meetings:

Every 4th Thursday of each month at the Carriage House in Newport at 2:00pm. All members are welcome!



Jen, Phoebe & Rose

Lines of Communication



The hallmark of any good organization is evidence of good lines of communication among members. If you want to communicate with the membership or get the word out quickly, here are several lines to use:

- 3 Rosalie Raudsep manages the telephone tree
- 3 Nan Scott manages a membership email address list
- 3 Let Nan Scott know if there is information you would like to post in the Newsletter or on the web.

Incentives Announced to Spur Raffle Ticket Sales

As has been the case in previous years, each member is responsible for selling or distributing at least 15 tickets for the raffle quilt. The redwork basket quilt is gorgeous so selling tickets should be a breeze.

If *selling* tickets is not your style, you can buy them for small gifts for friends and family. Write the name on the stub to turn in and then slip the ticket and a flyer for the show in a 'Thinking of You' card to brighten someone's day.

To throw a little fun into the mix, I have dreamed up a few incentives to spur you on.

Here's the deal...

As soon as you return receipts and payment for your first set of 15 in ticket sales, you will receive a Nan-MadeJ paper pieced pattern and printed fabric borders for your block. Purchase a T-shirt or garment in your size and favorite color and you are in business to make your own unique Quilt Show T-shirt!

If paper piecing is not your thing, choose a favorite flower block pattern and use the printed borders to create your 'official' show shirt.

Each time you bring in a set of 15 ticket stubs, you will receive another set of borders so you can make a shirt for each day of the show. The second set I will print on the fabric of your choice.

By the third set—you are in the GOLD. For the third set, I will machine embroider the borders on the fabric of your choice.

And for the grand finale...

There will be a special Quilter's Prize for the one selling the most tickets by the July meeting.

And that's not all ...



Kinda feels like late night TV, doesn't it?

You can add to your total ticket tally by arranging to show the quilt and sell tickets in a public venue. You and any helpers get to split the tally of tickets sold.

As you sell the tickets and make the T-shirts, start wearing them or bringing them to 'Show and Share' so we can watch the flowers for the bouquet grow!

Nan

Watch for details of a T-Party to be held at Quilters Cove later this spring



Dear Harriet,



Bookmark the Guild Web Page in your Favorites and check there often for the latest news and information.

oregoncoastalquilters.org

Did you know...?

The Guild Web Site is a useful place to find important and up-to-date information about the Guild and related events. Here are some of the things you can find there:

- ⊗ Block of the Month Instructions
- ⊗ Reimbursement forms
- ⊗ Borrowing forms
- ⊗ Quilt Show entry forms
- ⊗ Boutique Consignment forms
- ⊗ Community Quilt forms
- ⊗ Newsletter, Guild Calendar
- ⊗ Survey, Committee Chairs
- ⊗ Tips, tricks, and useful links

On occasion, I use the zig-zag stitch of my sewing machine to appliqué pieces or outline details to a quilt block like the paper-pieced T-shirt block that I was given recently. What can I do to keep it from puckering or drawing in the sides of the block? And then when I want to sew it on my T-shirt, how do I make the block lie flat without distorting the knit fabric of the T-shirt?

Stretched to the limit

Dear *Stretched*,

It is a challenge to make appliqué work lie flat and to sew a more ridged woven material to a stretchy knit, but my silver bullet is freezer paper. I probably use this versatile invention more in my sewing room than in my kitchen.

When zig-zag stitching on to a single piece of fabric, try ironing a piece of freezer paper to the wrong side of the fabric (shiny side to the fabric). This will stabilize the piece as you sew and yield a nice crisp finished appearance. After sewing, remove the freezer paper from the back. There is no need to worry about the little bit of paper left under the zig-zag. I just leave it there to add dimension and crispness to the top thread.

The same technique also works well for sewing woven fabric to knit. Iron the freezer paper (shiny side to the knit) to the wrong side of the T-shirt and sew your block with a running stitch. After sewing carefully remove the paper from the knit and I think you will be happy with the result.

Both of these applications require a good sharp needle and careful adjustment of your machine's tension. Practice first on a scrap piece so that you can make sure the tension is adjusted properly. This will build your confidence and ensure success.

By the way, I buy my freezer paper on a roll at the grocery store. You can trim it to any size and it is much cheaper than in flat sheets at craft shops.

Harriet

Meeting Time Survey Update

A survey was distributed last month via email and in the newsletter for those who do not have access to the internet. The purpose of this survey is to assess the will of the membership regarding Guild General Meeting Times. It is NOT a vote for or against changes, but the results will guide the Executive Board in deciding future times.

The survey is most useful if everyone participates. So far we have received 66 responses from 111 active members. As surveys go, this is an excellent

rate of return, but I know we can do better. Out of 22 members who live in the north area, only 6 have responded. That is an important voice that is under represented.


If you have not completed a survey, please do so by the April meeting. Blank copies will be at the meeting or you can take it on-line at <http://tinyurl.com/ayn7z> or phone it in to Nan (547-5470)

Results are available on-line from the guild homepage: <http://oregoncoastalquilters.org>

- - - In Stitches - - -

Proof that frogs are frustrated quilters ...

Rippit...
Rippit



Community Quilts Program

Thanks to those who brought quilts: Paulette Stenberg-2 medium and 1 small; Pam Werth, 2 medium and Judi Cooper, 1 medium.

We distributed three quilts this month, 1 large and 2 medium to the fire victims from Toledo.

Community Service has just received 2 large donations of fabric. 1 donation came from Louise Peterson who is downscaling and the other came from Bayshore Quilters. We have lots of exciting new fabrics to work with. A huge thank you to both benefactors.

A special thank you to Quilters Cove. They have generously offered Community Service accommodations for meetings, storage and their beautiful classroom space for special cutting or sewing workshops.

Thanks to all of you,
Community Service Committee, Jean Bishop, Judi Cooper, Pam Werth, Gretchen Jolie



Big Houses, Little Houses, More Houses

Time is creeping along. Only two months remain to complete your house block for the 2007 raffle quilt. If you have already submitted one block, why not do a second one? If you are waiting until the JUNE deadline to submit your house block, that is okay – just don't miss the deadline. We need enough blocks to make a really fantastic quilt.

Remember, the more blocks you submit the greater your chance of winning the blocks left over from the raffle quilt.

If you have not started a block, see Cheryl Mottner at the April guild meeting. She can help you find a pattern.

Suzanne Dandoy

Upcoming Events (non Guild)

- April 1-9 30 Years on the Road sponsored by Pioneer Quilters and Lane County Historical Society featuring quilts made using fabric acquired during travels throughout the years. Lane County Historical Museum—740 West 13th—Eugene. 10-4 \$4
- April 1 Unleash Your Imagination. Contemporary Art Quilts. 9315 N. Nevada. Spokane, WA 10-7 \$5
- April 6-8 Batik—A Journey Beyond the Calico. Eleanor Roosevelt Elementary School 2921 Falk Road, Vancouver, WA 10-5 \$4
- April 15-16 Blossom Fest Quilt Show Mt. Hood Towne Hall, Highway 35, Mr. Hood, OR 9-5 \$1
- April 21-23 Wildflowers of the Umpqua. Umpqua Valley Quilters' Guild 23rd Annual Quilt Show. Douglas County Fairgrounds—Exhibit Building, I-5 Exit 123 Roseburg, OR. 10-5 \$5
- April 21-29 Quilter's Safari in the Heart of Oregon. This shop hop has been expanded this year to include more great shops. Check www.quilterssafari.com for details.
- April 22 Annual Cherry Festival Quilt Show sponsored by the Cherry City Cut-ups Quilt Guild. The Dalles Civic Auditorium, 323 East 4th Street, The Dalles, OR 9-5 FREE
- April 28-30 Stroll Through a Quilted Garden—Annual Show sponsored by Northwest Quilters Inc. University Place at Portland State University, 301 SW Lincoln Street, Portland, OR. 10-5 \$5-\$8

A Field Trip Idea?

Currently we have no chair of the Field Trip committee, but occasionally I hear of events or activities that might make a fun field trip for those who are interested. I'll pass them along in the newsletter, and if someone would like to take the organizational lead, contact Jeanne to propose it to the Board and then GO FOR IT!
Nan

heirloom quilt display. After enjoying a high tea or dropping into a local eatery, you can walk the charming shops of the Coburg downtown district. Admission is free to the quilt show and vendor booth areas.

More information is on the web...

<http://coburgquiltshow.org/index.html>

Coburg Quilt Show and Tea Saturday, July 29


Spend a sunny summer day in Coburg's historic downtown parks and buildings. Browse the newest quilt entries for 2006 as they float on the breeze in our park areas. Walk nearby to visit vendor booths and view the



QUILTER'S COVE

644 SW Coast Highway Newport

Happy 2nd!!! Anniversary
APRIL 10-16



\$2 Fat Quarters

Select Batiks ~ 4 yards for \$20

Select books, patterns, and pre-wrapped fabrics

Buy 2 and get 1 FREE

Come to celebrate our 2nd year in business. We want to thank you all for helping us become a successful Quilt Shop...We are growing daily. we now have over 3200 bolts and more coming in daily..

WOW!!

If you have a Birthday coming, don't forget your Birthday Reward!!! (half your age discount)

www.quilterscovenewport.com

265-2591

I'm Sew Happy Quilting



Professional Machine Quilting
Simply the Best!

Jennifer Reinhart

imsewhappyquilting@msn.com • 541.265.2490 • Newport, OR

Quilter's Closet Sale

We are going to have another quilters closet sale. It will be Saturday, April 8th, 9am till 2pm at the Gleneden Beach Community Hall on Azalea off the Gleneden Beach Loop Road. Come for the great buys or if you would like a table call Michele Christiansen 764-3861.



Stock up...

Membership Directory Corrections

Entries below have minor corrections since the 2006 directory was published. Items that have changed have a **p** in front of them. You may choose to cut and paste these entries in your directory or make the corrections manually. If your information changes, please notify Membership (Phoebe Hein, Anne Hendrickson, or Nan Scott)

Dani Flaig

Donna liams

Judy Kalman

Marylynn Kleemann

Jean Maupin

Sally Ann Morris

Don't Miss

Fat Quarter Frenzy

On April 14th only

buy at least 25 FQ's and pay only \$1 each!

Joy of Quilting


FABRIC ♥ NOTIONS ♥ BOOKS & PATTERNS ♥ CLASSES

2970 Hwy 101, PO Box 1187, Florence, OR 97439

541-902-8863 Fax 541-902-8864 joy@oregonfast.net

Stop by for a cup of coffee, a piece of chocolate, and a warm welcome!

100th Anniversary
April 13-14, 2012



Judy and Holly of Quilter's Cove celebrate their second year in business.

We're glad you are here!

Charm Squares

Please bring 18 (eighteen) in lavender
100% cotton, washed
7 inch squares



*General Meeting
April 13
11:30 Table Walk
12:00 Meeting-Potluck*

Remember to Bring:

*A dish to share
Table Service
Your name tag
Library Books
ROW ROBIN
Block of the Month
Charm squares
Money for Raffles
Show & Share
House Blocks
Grab Bag Goodies
Raffle Ticket Receipts*

**Block of the Month
WINNER!!!
Jean Maupin won the Beach
Cottage Blocks**



**APRIL
Block of the
Month**

Iris in my Garden

Fat Quarter News

Oregon Coastal Quilters Guild
P.O. Box 382
South Beach, OR 97366

Fat Quarter News

• Editor: Nan Scott
• PO Box 1118 Yachats OR 97498
• Phone : 541-547-5470
• Nan.H.Scott@oregonstate.edu

Your April issue is here!